





1. I have been told about the study and I know why it is being done and what to do. I know that I do not have to do it if I do not want to. If I have questions I can ask my teacher. I know that I can stop at any time.

		Response Percent	Response Count
I understand and will begin the survey.		100.0%	140
I would rather not do it.		0.0%	0
		answered question	140
		skipped question	0







2. Where do you go to school?

		Response Percent	Response Count
IS 53		0.0%	0
IS 109		0.0%	0
IS 137		0.0%	0
IS 192		0.0%	0
IS 210		100.0%	140
IS 226		0.0%	0
IS 238		0.0%	0
MS 202		0.0%	0
PS 42		0.0%	0
PS 197		0.0%	0
PS 223		0.0%	0
PS/IS 116		0.0%	0
PS/IS 225		0.0%	0
Al-Ihsan Academy		0.0%	0
August Martin HS		0.0%	0
Beach Channel HS		0.0%	0
Business Computer Application HS		0.0%	0
Christ Lutheran School		0.0%	0
Devine Mercy Catholic Academy Elementary and Middle School		0.0%	0
Far Rockaway HS		0.0%	0
Grace Lutheran Day School		0.0%	0
John Adams HS		0.0%	0




Richmond Hill HS	0.0%	0
St. Francis De Sales School	0.0%	0
St. Joachim and Anne	0.0%	0
St. Joseph's Parish Day	0.0%	0
St. Rose of Lima School	0.0%	0
Other	0.0%	0
other school (please specify)		5
answered question		140
skipped question		0

3. What grade are you in?			
		Response Percent	Response Count
6th		21.4%	30
7th		0.0%	0
8th		78.6%	110
9th		0.0%	0
10th		0.0%	0
11th		0.0%	0
12th		0.0%	0
answered question			140
skipped question			0




4. How often do you use your computer at home for homework?

		Response Percent	Response Count
I don't have a computer at home		6.4%	9
I don't use my home computer for homework		7.1%	10
A few times a year		13.6%	19
About once a month		9.3%	13
About once a week		25.0%	35
Almost every night		38.6%	54
		answered question	140
		skipped question	0






5. Compared to last year, this year my teachers are using computers...

		Response Percent	Response Count
less		13.1%	18
about the same amount		42.3%	58
more		44.5%	61
		answered question	137
		skipped question	3






6. Compared to last year, this year students in my grade are using computers...

		Response Percent	Response Count
less		15.8%	22
about the same amount		43.9%	61
more		40.3%	56
answered question			139
skipped question			1






7. During this school year, how much time per week did you spend using computers in your class(es)?

		Response Percent	Response Count
Not at all		7.9%	11
Less than one period per week		7.9%	11
1 or 2 periods (or a double period) per week		49.3%	69
3 to 4 periods per week		34.3%	48
More than 4 periods per week		0.7%	1
answered question			140
skipped question			0






8. During this school year, I typed up reports and assignments.

		Response Percent	Response Count
Never		28.2%	35
A few times a year		14.5%	18
About once a month		19.4%	24
About once a week		25.0%	31
Almost every day		12.9%	16
answered question			124
skipped question			16






9. During this school year, I made spreadsheets and graphs.

		Response Percent	Response Count
Never		57.3%	71
A few times a year		21.0%	26
About once a month		11.3%	14
About once a week		8.9%	11
Almost every day		1.6%	2
answered question			124
skipped question			16






10. During this school year, I used blogs to communicate with other students and teachers

		Response Percent	Response Count
Never		72.6%	90
A few times a year		9.7%	12
About once a month		3.2%	4
About once a week		5.6%	7
Almost every day		8.9%	11
answered question			124
skipped question			16





11. During this school year, I did research on the Internet for a report or assignment.

		Response Percent	Response Count
Never		21.0%	26
A few times a year		20.2%	25
About once a month		16.1%	20
About once a week		28.2%	35
Almost every day		14.5%	18
answered question			124
skipped question			16






12. During this school year, I made a PowerPoint presentation.

		Response Percent	Response Count
Never		66.1%	82
A few times a year		16.9%	21
About once a month		12.1%	15
About once a week		2.4%	3
Almost every day		2.4%	3
answered question			124
skipped question			16






13. During this school year, I used the computer to make a graphic novel.

		Response Percent	Response Count
Never		88.7%	110
A few times a year		8.9%	11
About once a month		0.8%	1
About once a week		1.6%	2
Almost every day		0.0%	0
answered question			124
skipped question			16






14. During this school year, I took a test on the computer.

		Response Percent	Response Count
Never		59.7%	74
A few times a year		21.0%	26
About once a month		8.9%	11
About once a week		8.9%	11
Almost every day		1.6%	2
answered question			124
skipped question			16






15. During this school year, I used a computer program to improve my study skills or learning skills.

		Response Percent	Response Count
Never		43.5%	54
A few times a year		28.2%	35
About once a month		8.1%	10
About once a week		13.7%	17
Almost every day		6.5%	8
answered question			124
skipped question			16





16. During this school year, I made or listened to a podcast.

		Response Percent	Response Count
Never		81.5%	101
A few times a year		12.9%	16
About once a month		2.4%	3
About once a week		1.6%	2
Almost every day		1.6%	2
answered question			124
skipped question			16






17. During this school year, I made or edited a webpage or worked in a web environment, like a wikispace.

		Response Percent	Response Count
Never		81.5%	101
A few times a year		12.1%	15
About once a month		0.8%	1
About once a week		4.8%	6
Almost every day		0.8%	1
answered question			124
skipped question			16






18. This school year, I collected data using equipment that go with the computer, like probes or PDAs.

		Response Percent	Response Count
Never		81.5%	101
A few times a year		8.9%	11
About once a month		7.3%	9
About once a week		2.4%	3
Almost every day		0.0%	0
answered question			124
skipped question			16











19. This school year, I made or edited a video or movie.

		Response Percent	Response Count
Never		79.8%	99
A few times a year		12.9%	16
About once a month		2.4%	3
About once a week		2.4%	3
Almost every day		2.4%	3
answered question			124
skipped question			16

20. During the past school year, I created or contributed to a web-based map or timeline.

		Response Percent	Response Count
Never		72.6%	90
A few times a year		17.7%	22
About once a month		3.2%	4
About once a week		4.8%	6
Almost every day		1.6%	2
		answered question	124
		skipped question	16

21. In which classes do you use technology. (Check all that apply)

		Response Percent	Response Count
Math		19.4%	24
Sciences		26.6%	33
English Language Arts		15.3%	19
Social Studies		17.7%	22
Art		3.2%	4
Music		2.4%	3
Physical Education/Gym		1.6%	2
ESL or ELL		0.0%	0
Computer Class		96.0%	119
Multi-Media		4.0%	5
None of the Above		1.6%	2
Other (please specify)			3
answered question			124
skipped question			16

22. How well do you know how to use the following equipment, applications or web sites?

	I never tried	I know the basics	I'm pretty good	I'm an expert	Response Count
Digital camera or video	14.2% (19)	22.4% (30)	45.5% (61)	17.9% (24)	134
Audacity or GarageBand	49.3% (66)	31.3% (42)	13.4% (18)	6.0% (8)	134
iMovie or Movie Maker	46.3% (62)	35.8% (48)	9.7% (13)	8.2% (11)	134
Wikispaces	69.4% (93)	21.6% (29)	6.7% (9)	2.2% (3)	134
Teacher/Class Blogs	64.2% (86)	23.9% (32)	9.0% (12)	3.0% (4)	134
Comic Life	67.9% (91)	20.1% (27)	8.2% (11)	3.7% (5)	134
answered question					134
skipped question					6

23. How much do you agree with these statements?

	Strongly Disagree	Disagree	Agree	Strongly Agree	Rating Average	Response Count
I am able to learn more when I use computers in my school.	6.0% (8)	12.0% (16)	50.4% (67)	31.6% (42)	3.08	133
I work harder on my assignments when I am using a computer.	8.4% (11)	9.2% (12)	48.9% (64)	33.6% (44)	3.08	131
I would be a better student if I got to use technology more in school.	6.9% (9)	18.3% (24)	41.2% (54)	33.6% (44)	3.02	131
Teachers in this school know a lot about how to use computers to help students learn more.	5.3% (7)	17.4% (23)	51.5% (68)	25.8% (34)	2.98	132
There are enough computers in my school for students to use for their schoolwork.	17.1% (22)	44.2% (57)	29.5% (38)	9.3% (12)	2.31	129
I am using computers in my class (es) in ways that other students in this school are not.	21.2% (28)	47.7% (63)	28.0% (37)	3.0% (4)	2.13	132
I have shown other students how to do things with computers.	12.1% (16)	24.2% (32)	43.2% (57)	20.5% (27)	2.72	132
I have shown a teacher how to do things with computers.	27.7% (36)	46.2% (60)	17.7% (23)	8.5% (11)	2.07	130
I use computers more in my class (es) than other students in this school	26.5% (35)	47.7% (63)	16.7% (22)	9.1% (12)	2.08	132
answered question						133
skipped question						7